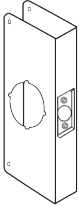
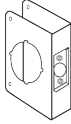
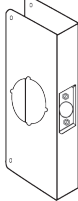

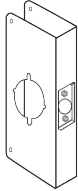
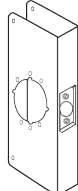
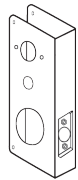

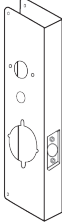
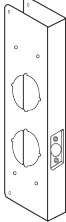
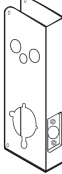

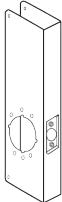


Door Reinforcers							
Application		Part No.	Finish	Overall Size	Back Set	Door Thickness	List
For Cylindrical Door Locks with 2 1/8" hole, 9" height.		2-PB-CW	605	4" x 9"	2 3/8"	1 3/4"	✓
		2-S-CW	630				✓
		3-BZ-CW	612	4 1/4" x 9"	2 3/4"	1 3/8"	✓
		3-PB-CW	605				✓
		3-S-CW	630				✓
		4-BZ-CW	612	4 1/4" x 9"	2 3/4"	1 3/4"	✓
		4-S-CW	630				✓
For Cylindrical Door Locks with 2 1/8" hole, 4 1/2" height.		61-PB-CW	605	4" x 4 1/2"	2 3/8"	1 3/4"	✓
		81-BZ-CW	612	4 1/4" x 4 1/2"	2 3/4"	1 3/4"	✓
		81-S-CW	630				✓
For Cylindrical Door Locks with 2 1/8" hole, 12" height.		12-S-CW	630	4 1/4" x 12"	2 3/4"	1 3/4"	✓
Blank Wrap-Around.		20B-S-CW	630	5" x 20"	—	1 3/4"	✓
		40-S-CW	630	4 1/4" x 9"	—	1 3/4"	✓
		80-BZ-CW	612	4 1/4" x 4 1/2"	—	1 3/4"	✓
		80-S-CW	630				✓
		90-S-CW	630	5" x 12"	—	1 3/4"	✓
For ADA Lever Locks with 2 1/8" Bore. For Best 93K Lever Lock & 73K Lockset, Sargent 6500 Series.		5K-S-CW	630	4 3/4" x 5 1/2"	2 3/4"	1 3/4"	✓
		9K-S-CW	630	4 3/4" x 9"	2 3/4"	1 3/4"	✓
For use with Heavy-Duty key-in-lever 2 1/8" hole. For Schlage Rhodes, Arrow Sierra, Corbin Russwin 3300 & 3600, Sargent 10-Line, Yale 5400LN and Falcon T & B series.		4-BZ-2-CW	612	4 3/4" x 9"	2 3/4"	1 3/4"	✓
		4-S-2-CW	630				✓
		81-S-2-CW	630	4 3/4" x 4 1/2"	2 3/4"	1 3/4"	✓
For use with Kaba-Ilco Simplex Unican 1000 series.		9-S-CW	630	5" x 9"	2 3/4"	1 3/4"	✓
		15-AB-CW	609	5" x 15"	2 3/4"	1 3/4"	✓
		15-PB-CW	605				✓
		15-S-CW	630				✓



Visit [midwestwholesale.com](http://midwestwholesale.com) for published list prices or contact a sales representative for your pricing.

**Door Reinforcers (cont.)**

Application		Part No.	Finish	Overall Size	Back Set	Door Thickness	List
For Kaba-Ilco Simplex Unican 4000 series.		4000-4-CW	630	5" x 15"	2¾"	1¾"	✓
For Alarm Lock T2 / DL2700 and 3000 series Trilogy Lock.		27-PB-CW	605	5" x 15"	2¾"	1¾"	✓
		27-S-CW	630				✓
For KABA-MAS (Mas-Hamilton) Power Lever Series.		16-S-CW	630	5" x 15"	2¾"	1¾"	✓
For BEST 93-KV Series Locks.		93-KV-S-CW	630	5½" x 12¾"	2¾"	1¾"	✓
For conversion of KABA-ILCO Simplex Unican & Alarm Lock DL2500, 2700T2 & 3000 series to key-in-knob lock.		14-PB-CW	605	5" x 14"	2¾"	1¾"	✓
		14-S-CW	630				✓
For conversion of KABA-ILCO Simplex Unican & Alarm Lock DL2500, 2700T2 & 3000 series to key-in-knob lock.		14-PB-2-CW	605	5" x 14"	2¾"	1¾"	✓
		14-S-2-CW	630				✓


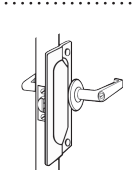
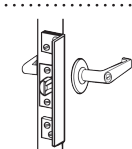
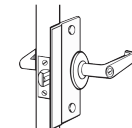
Visit [midwestwholesale.com](http://midwestwholesale.com) for published list prices or contact a sales representative for your pricing.

**Door Reinforcers (cont.)**

Application		Part No.	Finish	Overall Size	Back Set	Door Thickness	List
Mortise Lock wrap-around plate for 86 cut-out.		504-BZ-CW	612	5" x 12"	—	1 3/4"	✓
		504-S-CW	630				✓
Mortise Lock wrap-around plate for 86 cut-out.		514-BZ-CW	612	5" x 12"	2 3/4"	1 3/4"	✓
		514-S-CW	630				✓


Visit [midwestwholesale.com](http://midwestwholesale.com) for published list prices or contact a sales representative for your pricing.

## Latch Guards











Description		Part No.	Finish	Size (w x h)	List
<b>Interlock, 6"</b> for inswinging doors. All Backsets, Deadbolts and Key-in-Knob/Lever Locks. Reinforces Door and Frame, Prevents Spreading of Frame, Hardened Concealed Screws. 14GA.		ILP-206 BP	Brass Plated	5/8" x 6"	✓
		ILP-206 SL	Silver Coated		✓
<b>Interlock, 12"</b> for inswinging doors. All Backsets, Double Locks, Mortise Locks & Access Control Locks. Reinforces Door and Frame, Prevents Spreading of Frame, Hardened Concealed Screws. 14GA		ILP-212 BP	Brass Plated	5/8" x 12"	✓
		ILP-212 SL	Silver Coated		✓
<b>Latch Protector 11"</b> for Outswinging Doors. All Backsets, Key-in-Lever Locks and Key-in-Knob Locks. Reinforces Door and Frame, Furnished with carriage bolts, washers & acorn cap nuts. 12GA.		LP-111 630	Stainless	3" x 11"	✓
		LP-211 SL	Silver Coated	3" x 11"	✓
<b>Latch Protector w/ Pin</b> for Outswinging Doors. All Backsets, Key-in-Lever Locks and Key-in-Knob Locks. Solid steel pin prevents spreading of frame, Reinforces Door and Frame, Prevents Spreading of Frame, Furnished with carriage bolts, washers & acorn cap nuts. 12GA.		PLP-111 630	Stainless Steel	3" x 11"	✓
<b>Latch Protector w/ Pin</b> for Outswinging Doors. Mortise Locks. Solid steel pin prevents spreading of frame, Reinforces Door and Frame, Prevents Spreading of Frame, Furnished with carriage bolts, washers & acorn cap nuts. 12GA.		PMLP-211 SL	Silver Coated	3" x 11"	✓
<b>Latch Protector 7"</b> for Outswinging Doors. All Backsets, Key-in-Lever Locks and Key-in-Knob Locks. Reinforces Door and Frame, Furnished with carriage bolts, washers & acorn cap nuts. 12GA.		LP-107 630	Stainless	3" x 7"	✓
		LP-207 BP	Brass Plated	3" x 7"	✓
		LP-207 DU	Duro Coated	3" x 7"	✓
<b>Angle Type Latch Guard 6"</b> for Out-Opening Doors. For Mortise or Key-in-Knob Locks. 10GA.		ALP-206 SL	Silver Coated	6"	✓
<b>Latch Guard for Electric Strike</b> for Out-Opening Doors. 12GA.		ELP-208 SL	Silver Coated	3 1/2" x 8"	✓
<b>Latch Guard 6"</b> for Out-Opening Doors. For Key-in-Knob Locks. Accepts up to 3 3/4" Rose. Furnished with carriage bolts, washers & acorn cap nuts. 12GA.		SLP-206 SL	Silver Coated	2 1/2" x 6"	✓

Visit [midwestwholesale.com](http://midwestwholesale.com) for published list prices or contact a sales representative for your pricing.

**Latch Guards (cont.)**




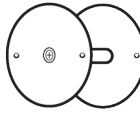







Description	Part No.	Finish	Size (w x h)	List
<b>Latch Protector</b> for Out-Opening Doors. Fits Adams Rite latch lock. 12GA. ¼" offset x 17/16" hole x 1½" backset		LP-312 SL	Silver Coated	2½" x 12" ✓
		LP-312 DU	Duro Coated	

**Strikes**

Description	Part No.	Finish	Overall Size	List
<b>Security Deadbolt Strike</b> with 3" Screws to Secure Strike. 13 GA. (CARDED)		2-SDS BP	Brass Plated	1¼" x 47/8" ✓
		2-SDS SL	Silver Coated	
<b>Heavy Gauge Strike</b> single-hole version 13 GA. (POLYBAGGED)		FL-208N BP	Brass Plated	1¾" x 8" ✓
		FL-208N SL	Silver Coated	
<b>Heavy Gauge Strike</b> double-hole version 4" center holes 13 GA. (CARDED)		FL-212W4 BP	Brass Plated	1¾" x 12" ✓
		FL-212W4 SL	Silver Coated	
<b>Heavy Gauge Strike</b> double-hole version 6" center holes 13 GA. (POLYBAGGED)		FL-212W6 BP	Brass Plated	1¾" x 12" ✓
		FL-212W6 SL	Silver Coated	
<b>Replacement Lip Strike</b> 2¼" x 1¼". 18GA. (POLYBAGGED – EACH)		ST-214 630	Stainless Steel	1¼" x 2¼" ✓
<b>Replacement T-Strike</b> 2¾" x 1½". 18GA. (CARDED)		TS-234 605	Brass	1½" x 2¾" ✓
		TS-234 630	Stainless Steel	1½" x 2¾" ✓
<b>Standard ASA Strike</b> 1¼" x 47/8" (POLYBAGGED) 13 GA.		ST-261 BP	Brass Plated	1¼" x 47/8" ✓
		ST-261 SL	Silver Coated	
<b>47/8" Extended Lip Strike</b>		EST-158 630	Stainless Steel	15/8" x 47/8" ✓
<b>ASA Mortise Strike</b> 1¼" x 47/8. 13GA. (POLYBAGGED – EACH)		MST-261 BP	Brass Plated	1¼" x 47/8" ✓
		MST-261 SL	Silver Coated	
<b>Thimble Strike</b> 1" Dia. (POLYBAGGED – EACH)		TS-100 BP	Brass Plated	1" ✓
		TS-100 CP	Chrome Plated	










Visit [midwestwholesale.com](http://midwestwholesale.com) for published list prices or contact a sales representative for your pricing.

## Filler Plates

Description		Part No.	Finish	List	
<b>Scar Cover Plates, 3½" Diameter</b> for 2⅛" Bore Locks. Covers Damaged Door, Changes 2⅜" to 2¾" Backset, Changes 2¾" to 2⅜" Backset.		SP-135 605	Brass	✓	
		SP-135 630	Stainless	✓	
<b>Cylinder Plate, 2⅝" Diameter</b> Covers 1½" to 2⅛" Holes. Indents at 3 & 9 o'clock prevents collar from shifting on wood or metal doors.		CP-258 BP	Brass Plated	✓	
		CP-258 SL	Silver Coated	✓	
<b>Hole Filler Plate, 1⅞" Diameter</b> Covers 1½" Hole. Individually polybagged with screw.		BF-178 BP	Brass Plated	✓	
		BF-178 SL	Silver Coated	✓	
		BF-178 PC	Prime Coat	✓	
<b>Hole Filler Plate, 2⅝" Diameter</b> Covers 2⅛" Hole. Individually polybagged with screw.		BF-161 BP	Brass Plated	✓	
		BF-161 SL	Silver Coated	✓	
		BF-161 PC	Prime Coat	✓	
<b>Hole Cover for 2⅛" Diameter Holes</b> Fits Under Rim Panic Hardware.		PDF-161 PC	Prime Coat	✓	
<b>Hinge Shim (EACH)</b>		.060 Thick >	HS-060 PC	Prime Coat	✓
		.090 Thick >	HS-090 PC	Prime Coat	✓
<b>Filler Plate, 2¾" × 1⅜"</b> T-strike for 160 Cut-Out. Individually polybagged with screws (EACH)		BTS-160 PC	Prime Coat	✓	
<b>Filler Plate, 4⅞" × 1¼"</b> ANSI for 161 Cut-Out. Individually polybagged with screws (EACH)		FS-260 PC	Prime Coat	✓	
<b>Filler Plate, 4½" × 1⅝"</b> Frame Hinge Cut Out. Individually polybagged with screws (EACH)		FF-45	Prime Coat	✓	
<b>Filler Plate, 4½" × 1¾"</b> Door Hinge Cut Out. Individually polybagged with screws (EACH)		HF-45	Prime Coat	✓	
<b>Filler Plate, 4½" × 1½"</b> Door Hinge Cut Out. Individually polybagged with screws (EACH)		SHF-45	Prime Coat	✓	

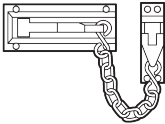
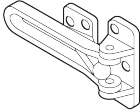
Visit [midwestwholesale.com](http://midwestwholesale.com) for published list prices or contact a sales representative for your pricing.

**Filler Plates (cont.)**


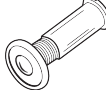
Description		Part No.	Finish	List
<p><b>Filler Plate, 2¼" × 1"</b> Individually polybagged with screws. (EACH)</p>		EF-160 PC	Prime Coat	✓
<p><b>Filler Plate, 2¼" × 1⅝"</b> Individually polybagged with screws. (EACH)</p>		EF-161 PC	Prime Coat	✓
<p><b>Filler Plate, 2¾" × 1⅝"</b> Individually polybagged with screws. (EACH)</p>		EF-161-S PC	Prime Coat	✓
<p><b>Filler Plate, 6¾" × 1"</b> Flush Bolt Cut Out. Individually polybagged with screws. (EACH)</p>		EF-634 PC	Prime Coat	✓
<p><b>Filler Plate, 8" × 1¼"</b> Individually polybagged with screws. (EACH)</p>		EF-86 PC	Prime Coat	✓
<p><b>Filler Plate, 8" × 1¼"</b> Use with pair of 86 cut out doors. Apply ANSI strike over. Reversible. Individually polybagged with screws. (EACH)</p>		ST-386 PC	Prime Coat	✓
<p><b>Converts 86 Cut-Out to 161 Prep, 8" × 1¼"</b> Individually polybagged with screws. (EACH)</p>		CV-86	Prime Coat	✓
<p><b>Aluminum Frame Filler Plate, 4⅞" × 1¼"</b> Individually polybagged with screws (EACH)</p>		AF-260 SL	Silver Coated	✓
<p><b>Aluminum Frame Filler Plate, 4⅞" × 1¼"</b> Individually polybagged with screws (EACH)</p>		AF-261 SL	Silver Coated	✓

Visit [midwestwholesale.com](http://midwestwholesale.com) for published list prices or contact a sales representative for your pricing.


## Chain and Flip Bar Door Guards

Description		Part No.	Finish	List
<b>Chain Guard</b> for Wood or Metal Doors. (CARDED)		1607 605	Brass	✓
<b>Flip Bar Door Guard</b> for Wood or Metal Doors. (CARDED)		1603 605	Brass	✓
		1603 625	Chrome	

## Door Viewers

Description		Part No.	Finish	List
<b>Door Viewer, 160°</b> Solid Brass with Optical Glass Lens. Fits 1 $\frac{3}{8}$ " to 2" Doors. $\frac{1}{2}$ " Installation Hole Diameter. (CARDED)		ULDV-90	Brass	✓
<b>Door Viewer, Wide Angle, 190°</b> Solid Brass with Optical Glass Lens. Fits 1 $\frac{3}{8}$ " to 2" Doors. $\frac{9}{16}$ " Installation Hole Diameter. (CARDED)		ULDV-180 605	Brass	✓
		ULDV-180 626	Chrome	

## Mounting Tab

Description		Part No.	Finish	List
<b>TAB</b> Steel $\frac{1}{8}$ " offset, Dimensions 1" x 1 $\frac{1}{2}$ ", 13GA .095		TB-215	raw steel	✓

Visit [midwestwholesale.com](http://midwestwholesale.com) for published list prices or contact a sales representative for your pricing.